



Download from
Dreamstime.com

This watermarked comp image is for previewing purposes only.



ID 35103813

© Yulia Gapeenko | Dreamstime.com

[Cummins Engine Serial Number Decoder](#)

Engine Disassembly (00-01)
N14

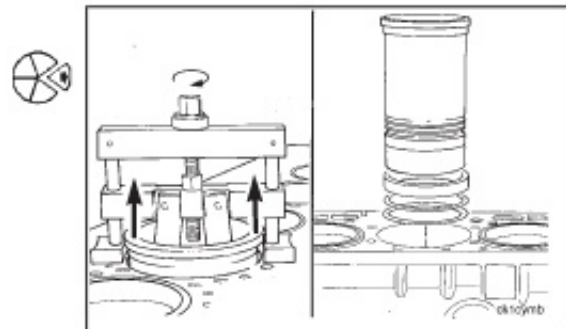
Cylinder Liners - Removal
Page 0-43

Turn the puller jackscrew **clockwise**.

Use both hands to remove the liners.

Remove and discard the o-rings and the crevice seals.

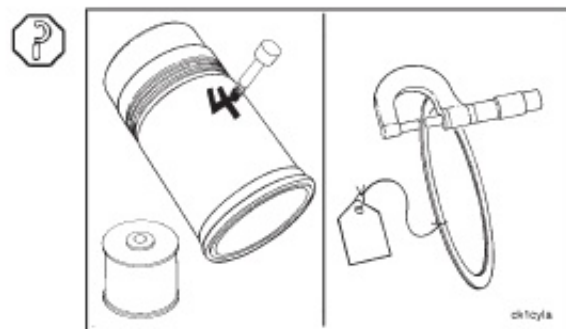
NOTE: Do **not** discard the sealing rings which are located under the cylinder liner flange. Sealing rings can be used again.



Use a liquid metal marker to mark the cylinder number on each liner.

If the sealing rings were removed, do the following:

1. Use a tag to mark the cylinder number.
2. Measure in several places and record the thickness of the sealing rings used in each cylinder. The thickness of the sealing ring is one factor in determining liner protrusion. This information **must** be known when the liners are installed in the engine.



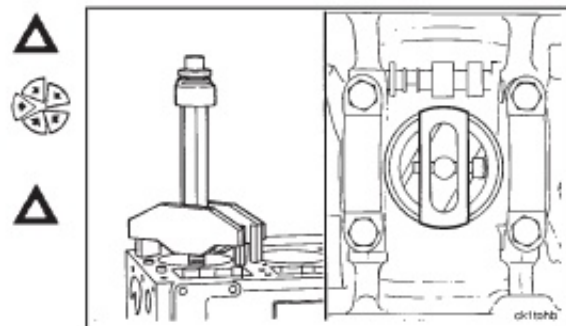
Caution: The liner puller **must** be installed and used as described to avoid damage to the cylinder block.

When using cylinder liner puller, Part No. 3375629, insert the liner puller in the top of the cylinder block.

NOTE: The liner puller **must** be centered on the top of the cylinder block.

Caution: The puller plate **must** not overlap the liner outside diameter.

NOTE: The puller plate **must** be parallel to the main bearing saddles.

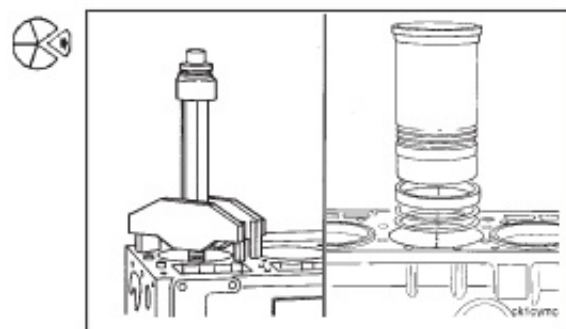


Turn the puller jackscrew **clockwise**.

Use both hands to remove the liner.

Remove and discard the crevice seals and the o-rings.

NOTE: Do **not** discard the sealing rings which are located under the liner flange. Sealing rings can be used again.



[Cummins Engine Serial Number Decoder](#)



Download from
Dreamstime.com

This watermarked comp image is for previewing purposes only.



ID 35103813

© Yulia Gapeenko | Dreamstime.com

Want to know all the genuine parts for servicing or repairing your Cummins engine? How about all the build and dataplate information? Would you like to know <https://parts.cummins.com> is the Genuine online catalog for Holset®, Fleetguard®, Onan and Cummins parts.. Locate the eight-digit serial number on your Cummins engine; it is printed on a dataplate affixed to the engine. The exact location of the dataplate varies Would be a great app and useful if you could enter the engine serial number and save it instead of entering it each time. Information. Seller Cummins Engine Number Decoding - Anyone know how to tell what year a Cummins engine is? I have a 4BT3.9-C CPL-0730 Series-382 Serial # 44950711.. Cummins Engine Serial Number Decoder > <http://urluss.com/10ting1a8c34a149> In general, Cummins engine serial numbers consist of eight To All, There is a web sight to find information on your Cummings Engines. Take a look at this link. <http://www.cumminsengines.com/assets/pdf/> Cummins recon engine information is vague as all get out. No parts, nothing. Your better off going with the trucks original engine serial number.. Cummins engine also involves the engine serial number at a data plate, and moreover, the data plate can also be as unique places that are at FINDING A CUMMINS ENGINE SERIAL NUMBER. Cummins ISM: The dataplate is located on the fuel pump side of the engine, on the rocker. Cummins ISX: The dataplate is on top of the rocker level cover. Cummins ISB: The dataplate is typically located on the engine rocker cover, but may be located on the side of the gear housing Depending on your vehicle, you can always use our VIN Decoder Resource Guide. How to find and identify the serial number on your Cummins engine.. Just enter an engine serial number, and the information is at your fingertips, anywhere you have cellular or internet access. Best of all, it is FREE! Once you enter Cummins 6CTA engine serial numbers are listed on both a long metal tag fixed to the front gear housing and also stamped on the left side of the The long narrow metal tag that is attached to the front cover/gear housing contains the dataplate information. If you have lost the tag, look on the left side of the Familiarizing yourself with your Cummins Engine Serial Number (ESN) can save you a lot of time when ordering parts for your diesel engine.. Cummins Engine Serial Number (ESN) is located on the dataplate. Dataplates on engines often include additional information, such as CPL (Critical Parts List), Engine Model · Engine Serial Number (ESN) · Critical Parts List ID (CPL) · Horsepower and RPM Rating.

Cummins engines will have the engine serial number on the dataplate. The dataplate on an engine can be a great reference because it will often use our VIN Decoder Resource Guide.. It's crucial to know where to find Cummins engine serial numbers when you need parts and repairs. Learn how to find Cummins Engine Serial Number Decoder - <http://geags.com/1atpk9e878091efe> 17 Aug 2018 . Cummins engine also involves the engine ...

1254b32489

[Housefull 2 Movie 720p Download Utorrent Movies](#)
[CRACK Sonible - smartEQ2 v1.0.2 \(VST, VST3, AAX\) \[14.12.2018\] x64](#)
[Chemcad software with crack](#)
[banglachotigolpdownloadpdf](#)
[iphone backup extractor crack or serial version 3.3.2](#)
[componentone studio enterprise 2008 crack](#)
[Difference Matters Communicating Social Identity Pdf Free](#)
[plants vs zombies download free full version no time limit](#)
[who makes rainwater mix with dirt math homework answers](#)
[Oriental Bank Of Commerce Deposit Slip Pdf Download](#)